

Der Weltkrieg



© 2004, 2006 Schroeder Publishing & Wargames

www.spwgame.com

Simulation Series

STANDARD RULES

For

World War One Scenarios 5th Edition

INDEX

1. Credits
2. Introduction
3. Game Components
4. Game Set-Up
5. Sequence of Play
6. Ground Movement
7. Rail Movement
8. Rail Capacity
9. Rail Line Status
10. Zones of Control
11. Stacking
12. Combat
13. Combat Resolution
14. Retreat
15. Advance After Combat
16. Column Attack
17. Supply Points
18. Headquarters
19. Supply
20. Surrounded Units and Surrender
21. Fortresses
22. Trenches
23. Recombination
24. Replacement Units
25. Reinforcements
26. Demoralization Points
27. Division Breakdown
28. Corps
29. Artillery Units
30. Cavalry Units
31. Cavalry Unit Strengthening

32. Mountain Units
33. Assault Units
34. Winter Weather
35. The Danube
36. River Flotillas
- 37-49. Nation Specific Rules
50. Unit Color Appendix

1. Credits

Design: David Schroeder.
Development: David Schroeder.
Jeff Leser
Jackson Champer

2. Introduction

This rulebook contains the standard rules for each of the World War One scenarios found in the *Der Weltkrieg* series of games. Each of these games uses the same basic rules. The scenarios can be played separately, or linked together to form a larger game. This same Standard set of rules is included with each of these games.

Rules not originally in the standard rules have now been included since they apply

to multiple games of the series. They retain the numbering given them when originally published with other games of the series.

While the diagrams in the rulebooklet show situations from *The Schlieffen Plan*, the concepts illustrated apply to all of the games.

Each game is an Operational Level simulation of the Campaigns at the start of World War One. The game is played by two players; one controls the Central Powers forces (Germany, Austria-Hungary, and their allies), the other controls the forces of the Entente (France, Great Britain, Russia, and their allies).

All of the units depicted in these games were available to the historical commanders. Each of the units has combat and movement capabilities that represent what the historical unit was capable of doing. It is up to the players to conduct operations with their units within the framework of these rules.

Other games of the series can be tied together with these games to create more comprehensive simulations. The instructions for doing so are found in the scenario specific rules.

3. Game Components

The Game Map

Each map depicts the area of operations for the game it is included with.

Each hex on every map of the Series is 20km across. See the map legend and the terrain effects chart for explanations of the different terrain and symbols found on the maps.

Tracks and Tables

Provided with each game are a number of cards. Two cards are Supply Tracks, one for the Central Powers player and the other for the Entente player. They are used by the players to keep track of the supplies available to the Headquarters under their command. Another card is the Combat Results Table. It is used in determining the results of Combat in the course of the game. Note that the Terrain Effects Chart is on the back of the rule booklet. Some games contain Corps Displays. These are used to reduce pieces actually on the map by the use of Corps markers.

Playing Pieces

Each game contains one or more counter sheets. The sheets contain a combination of units and markers. All markers may be used by either player.

The background color of a unit designates that unit's nationality. See the counter sheet and the scenario specific instructions for information on which nationality is represented by each of the different background colors.

There are 3 general types of units controlled by each player: Ground Combat Units, Fortresses, and Headquarters. See Figure 1 for diagrams of these units.

Unit Size Symbol

This shows the unit size. The size symbols are as follows:

- XXXX Army size unit
- XXX Corps size unit
- XX Division size unit
- X Brigade size unit
- III Regiment size unit
- II Battalion size unit
- I Company or Battery size unit

Unit Designation

This is the unit's individual designation. For example, the Ground Combat Unit shown in Figure 1 is the German 39th Infantry Division.

Unit Type Symbol

This symbol shows what type the unit is. The following common types are used in most scenarios:

- Infantry
- Mountain Infantry
- Marine Infantry
- Assault
- Mountain Assault
- Artillery
- Siege Artillery
- Cavalry
- Bicycle
- Engineers
- Tanks

The background color of this symbol is the country's traditional color for that branch of service. Some countries may have multiple colors for a particular branch, the reason for this will be explained in rules covering Recombination.

Full Strength Symbol

This symbol shows the unit type for recombination and replacement purposes. The number in the symbol is the maximum strength of units of this type strengthened through recombination or brought back into play through replacement. Only units having the same background color of this symbol may recombine.

Combat Strength

This is a numeric value representing the ability of the unit to attack or counterattack.

Movement Allowance

This is a numeric value representing the unit's mobility.

Fortress Symbol

All fortresses are identified by the Fortress Symbol.

Fortress Strength

This is a numeric value representing the ability of the fortress to counterattack.

Location Hex Number

This is the placement hex of the fortress.

Location Name

Some fortresses are named after the city or town they are protecting.

National Flag

All Headquarters Units are identified by their National Flags.

Markers

There are a number of markers included on both counter sheets enclosed in the game. There are Strength Reduction markers, Trench and Construction markers, Railhead markers, and Supply Point markers. Each type of marker is shown in Figure 2.

Trench and Construction Markers

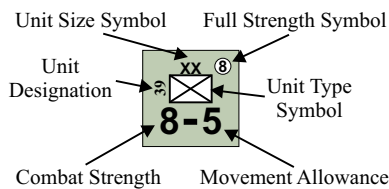
These are used to show the progress of trench construction by units in the game.

Devastation Markers

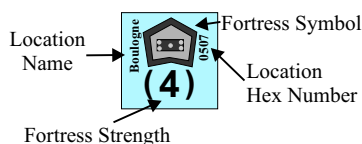
These are used to show hexes that have been laid waste by trench warfare.

Figure 1
Example Playing Pieces

Ground Combat Unit



Fortress



Headquarters Unit

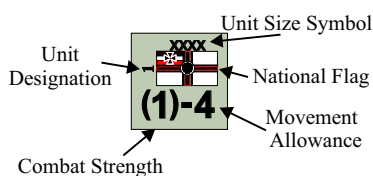
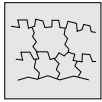


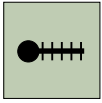
Figure 2
Example Markers



Trench Marker



Construction Marker



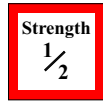
Railhead Marker



Supply Point Marker



Strength Reduction Markers



Demoralization Point Markers



Railhead Markers

These are used to show the extent of Rail Networks in the game.

Entrained Markers

These are used to show units that are still on trains at the end of their turn.

Supply Point Markers

Every Headquarters has a corresponding Supply Point Marker. These markers are placed on a player's Supply Track to show how many Supply Points the represented Headquarters possesses.

Strength Reduction Markers

These are used to show states of reduced strength in Ground Combat Units.

Victory Point Markers

These are used to show accumulation of Victory Points in certain scenarios.

Demoralization Point (DM) Markers

These are used to show accumulation of Demoralization Points in certain scenarios and campaign games.

4. Game Set-Up

Prior to starting play, both players need to set up their units on the map. The locations of units to be placed on the map are given in the scenario specific instructions.

5. Sequence of Play

Play of the game is segmented into turns. Each month consists of a Special Monthly Turn followed by 7 normal turns. Each turn is broken into a number of phases. Players keep track of the month, turn, and current phase on the Scenario Turn Record Track (on map border) using any unused counters.

Monthly Special Turn

Each month starts with a Monthly Special Turn. This turn is broken into two phases:

Trench Construction Completion Phase

Both players replace construction markers under their units with Trench markers.

Trench Construction Initiation Phase

Both players place construction markers under their units to start Trench construction.

Normal Turn

The Normal turn is broken into eight phases. The first four are conducted by the Central Powers player, the last four by the Entente player. The player whose phase it is is called the Phasing Player.

Reinforcement Arrival Phase

The Phasing Player places reinforcements scheduled for the current turn onto their placement hexes on the map.

Movement Phase

The Phasing Player may move any or all of his units up to the limits of their Movement Allowances.

Combat Phase

The Phasing Player may initiate combat

with any of his units that are adjacent to enemy units.

Replacement / Recombination Phase

The Phasing Player may recombine units or replace those that have been removed from the map.

Record Keeping

At the end of the Entente Replacement / Recombination Phase, the turn marker is advanced to the next turn. If it is the 7th turn, the month marker is advanced to the next month, and the turn marker is advanced to the Special Monthly Turn.

6. Ground Movement

6-1 The Movement Allowance of a unit is printed on the counter (see Figure 1).

6-2 A unit's Movement Allowance can be increased due to Column Movement (see Rule 6-10).

6-3 During a player's Movement Phase, the player may move any of his Ground Combat Units and Headquarters Units up to the limits of their Movement Allowance.

6-4 A player may move the units that he controls through the map hex grid one unit at a time, or in stacks.

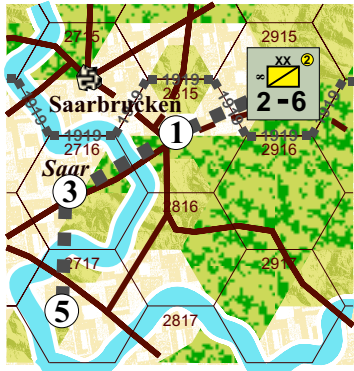
6-5 Units moved in a stack must begin movement in a particular hex, and end their movement together in another hex.

6-6 A unit expends Movement Points from its Movement Allowance for every hexside that it crosses in moving from one hex to another. The cost of doing so is dependent on the terrain in the hexside crossed (see Terrain Effects Chart), and the presence of enemy Zones of Control (see Zones of Control Rules).

6-7 The Movement Point costs of crossing a hexside are cumulative. (for example: Crossing a hexside that contains a river, wooded rough terrain and a single track Rail Line would cost 4 Movement Points: 4 for the wooded rough terrain, +1 for the river, -1 for the Rail Line.) Note that the benefit for the Rail Line has nothing to do with Rail Movement.

6-8 Movement Points may not be accumulated from turn to turn, nor may they be transferred between units.

Figure 3
Example of Ground Movement



The German 8th Cavalry Division moves from hex 2915 to 2815 across clear terrain. This costs the unit 1 movement point. The same unit continues to move, going from hex 2815 to 2716. In doing so, it moves across woods terrain and crosses a river. The cost is 2 movement points for moving through the woods and an additional movement point for crossing the river. Thus the normal cost of crossing this hexside is 3 movement points, but the rail line that is also in the hexside reduces this cost by one. So the cost of crossing from hex 2815 to 2716 is an additional 2 movement points. Since these 2 movement points are expended after already moving from 2915 to 2815 previously in the Movement Phase, the unit has now expended a total of 3 movement points. The unit continues to move by going from hex 2716 to 2717. In doing so, it moves across broken terrain and again crosses a river. It costs 2 movement points to move from 2716 to 2717 (1 movement point for moving across broken terrain and an additional movement point for crossing the river). The unit has now expended a total of 5 movement points in following the path of the dotted line in moving from 2915 to 2717 in the course of a single Movement Phase.

6-9 A unit may move no farther during a Movement Phase than its Movement Allowance permits. It may, however, cross at least 1 hexside per Movement Phase, even if it does not have enough points in its Movement Allowance, so long as doing so does not violate the following restrictions:

1. Cross a prohibited hexside
- OR
2. Do BOTH of the following at the same time:
 - a) move directly from one enemy controlled hex to another (See Zones of Control Rule)
 - AND
 - b) moves across a hexside where it would have to expend four or more movement points to cross the terrain in the hexside/hex. Note that trench or devastation markers count as terrain costs for movement.

6-10 Ground Combat Units (except Artillery units) may increase their Movement Allowance by 50% (round fractions down) so long as they do not enter an enemy controlled hex (they may, however, leave an enemy controlled hex). This increase in the Movement Allowance is called Column Movement. Units using Column Movement may not move by rail or perform Column Attacks.

6-11 A unit may never enter a hex containing an enemy Ground Combat Unit unless the enemy units have a combat strength of 0. In doing so the zero strength units are immediately destroyed and removed from the map. There is no additional Movement Point cost for eliminating 0 strength enemy units in this manner.

6-12 Some units do not have a regular movement factor. Instead, they have the letters "RR". Units with such a movement factor are rail bound. They may only exist in hexes containing an active friendly rail line. Such units have a movement allowance of 20 hexes per turn. Rail capacity is used to move them.

7. RAIL MOVEMENT

7-1 During a Movement Phase a player may move some of his units by railroad.

7-2 To move a unit by rail, a player moves the unit into a hex containing an Operative rail hex under his control (see

Rail Line Status Rules). The player then declares that the unit will move by rail.

7-3 In order to begin movement by rail, the moving unit expends 1 Movement Point in the hex containing the Operative rail hex. This expenditure of a Movement Point entrains the unit.

7-4 Only German units may entrain in an enemy Zone of Control. Units that do this do not pay the movement cost of exiting an enemy Zone of Control.

7-5 Infantry, Mountain, and Marine (and similar type RPL) units expend one-tenth of a Movement Point for every rail hexside crossed while moving by rail. All other units expend one-sixth of a Movement Point per hexside crossed while moving by rail.

7-6 Units may not enter hexes containing enemy Zones of Control while moving by rail.

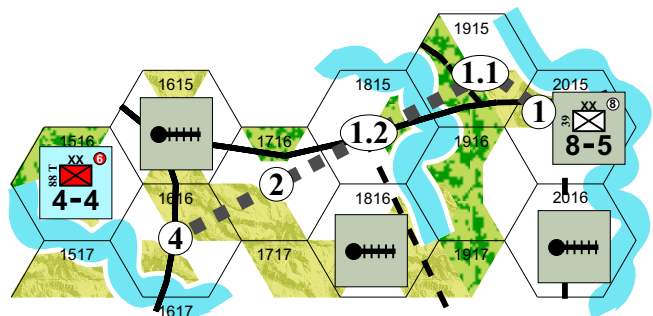
7-7 Units may stop moving by rail and resume regular movement at any time. Any unused fractions of a Movement Point are lost when this is done.

7-8 Only German and British units may move into an enemy controlled hex in the same turn they use rail movement.

7-9 Only one unit (a single division or equivalent, a Headquarter with up to 10 supply points, or an artillery unit) may move across a particular single track rail

Figure 4 Example of the Use of Rail Movement

The German 39th Infantry Division moves during the German Movement Phase using a combination of Rail Movement and Ground Movement. The extent of the German Rail Network at the start of the Movement Phase is shown by the railroad markers in hexes 1615, 1816, and 2016. The 39th division begins its movement by expending 1 Movement Point in hex 2015 so that it can begin using Rail Movement. It then expends 0.1 Movement Points for every hex that it then enters while moving along Operative rail lines that belong to its Rail Network. So, the unit pays an additional 0.1 Movement points for entering hex 1915 (cumulative total of 1.1) and incurs similar cost for entering hex 1815 and then 1716. The unit stops moving by rail in hex 1716. Up to that point it had expended 1.3 Movement Points, but loses the unused fraction of a point, so it is considered to have expended 2 Movement Points as it ceases Rail Movement. Note that the unit could not have entered hex 1615 by Rail Movement as this hex is in an enemy Zone of Control (see Rule 10). The 39th Division then uses Ground Movement to move from hex 1716 to 1616, expending an additional 2 Movement Points (cumulative total of 4), 1 point for the broken terrain in the hexside crossed, and another point for entering the Zone of Control of the French infantry division (see Zones of Control Rules).



hexside by Rail Movement in a given Movement Phase. Players will note, or use agreed upon markers to show which single track Rail Lines have been used during the Movement Phase.

7-10 Units may not use a combination of Rail and Column movement. Units may do one or the other during a turn, but not both.

7-11 Units may remain entrained at the end of a movement phase. Such units are placed under an entrained marker. Entrained units do not pay any additional costs the next turn to resume rail movement. Entrained units have no zone of control, and, if attacked, must immediately detrain and counterattack without being multiplied for defense.

8. RAIL CAPACITY

8-1 Each country has a stated Rail Capacity. The Rail Capacity of a country is the maximum number of divisions (and/or division equivalents) that can use Rail Movement on that country's Rail Network in a turn.

8-2 The Rail Capacity of each country is given in the scenario parameters at the end of the rules.

8-3 A player may never conquer the Rail Capacity of another country.

8-4 A unit moving by rail counts against the Rail Capacity of each country it uses rail movement in. Rail movement occurs in every hex that is moved into or out of while using Rail Movement.

8-5 A unit moving by rail through conquered territory counts against the Rail Capacity of the country that repaired the Rail Line (example - German units moving by rail along rail lines in Belgium that have been converted to the German Rail Network by a German Engineer unit).

8-6 Understrength units count the same as full strength units for purposes of Rail Capacity.

8-7 Ten Supply Points count as 1 division for purposes of rail movement.

8-8 Siege Artillery units, Engineer units, Brigades, Regiments, and Headquarters count as 1 division each for Rail Capacity purposes. Artillery units (non-Siege)

count as 2 divisions each for Rail Capacity purposes. The Supply Points in the possession of a Headquarters (past the first 10) count against rail capacity as well. Thus, a Headquarters with 20 Supply Points counts as 2 divisions for Rail Capacity purposes.

8-9 A country's Rail Capacity is permanently lost when all cities of the country have been occupied by enemy units, or when the country surrenders. When this happens, the remaining Operative rail lines in the country are transferred to the Rail Network of a friendly (or formerly allied in the case of surrender) adjacent country connected by rail lines. If more than one option exists, then the choice is made by the player who controlled the Rail Network whose Rail Capacity is lost.

9. RAIL LINE STATUS

9-1 In order to use Rail Movement in a hex containing a rail line, the rail line in the hex must meet two requirements:

1. The rail line must be Operative
2. The rail line must belong to a Rail Network controlled by the moving player.

9-2 All rail lines begin a scenario Operative unless otherwise stated.

9-3 The rail line in a hex becomes Inoperative whenever an enemy Infantry

type division (or multiple infantry type brigades) enters the hex.

9-4 An Inoperative rail line is returned to Operative status only by being repaired by an Engineer unit.

9-5 To repair an Inoperative rail lines, an Engineer unit must begin the Movement Phase in an Operative rail hex and move from that hex along the same path as the rail line (using normal, non-column, non-rail movement). Any Inoperative rail line thus entered is returned to Operative status, but as part of the Rail Network that the Engineer unit started its movement from.

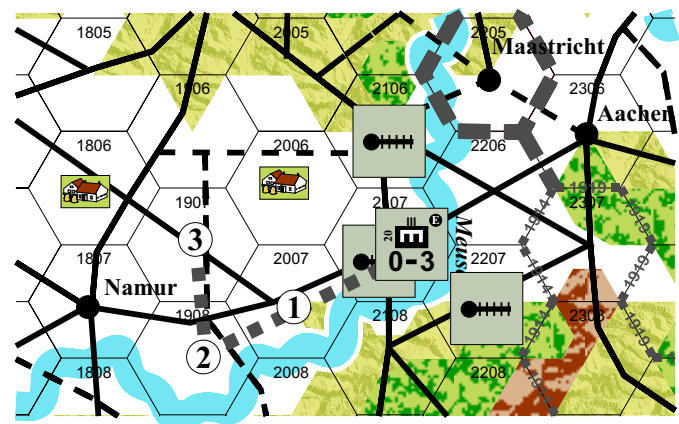
9-6 Engineer units may only return rail lines to Operative status when they start the Movement Phase in a hex containing an Operative rail line that belongs to the Rail Network of their nationality.

9-7 A rail line in a trench or devastation marker may only be converted to operative status by an engineer unit remaining stationary in the hex to be converted an entire turn. At the end of the *following* turn the rail is considered converted if the engineer does not leave the hex.

9-8 Engineer units exert no Zones of Control (see Zones of Control Rules), do not count for stacking purposes, and may never voluntarily enter enemy Zones of Control to repair rail lines unless a trench marker exists in the hex.

Figure 5 An Example of Rail Network Repair

It is the beginning of a German Movement Phase. The German player has already used Engineer units to make some rail lines in Belgium Operative and part of the German rail network. As shown by the railhead markers, the rail lines in hexes 2106, 2107, 2206, and 2207 are now part of the German rail



network. The German player now uses the 20th Engineer Regiment to bring more Belgian rail lines to Operative status within the German Rail Network. The Engineer unit moves from hex 2107 to 2007, then to 1908, then to 1907. Each hex moved costs 1 Movement Point (due to clear terrain in the hexsides crossed). In doing so, the rail lines in these hexes become Operational and a part of the German rail network. Railhead markers are now placed in hexes 1907 and 1908 to show the new extent of the German rail network.

9-9 Engineer units are eliminated immediately if they are alone in a hex that contains no other friendly Ground Combat Units, and an enemy Ground Combat Unit enters that hex.

9-10 Railhead markers are used to show the extent of a country's Rail Network (see Figure 5).

9-11 The Russian rail network used a gauge (width between rails) different than everybody else. To reflect the difficulty of gauge conversion on the eastern front, engineers can only convert rail lines during the months of May through October and only on even turns. Conversion in this sense is the repair of an inoperative rail line that was last part of a rail network using a different gauge than the rail network being extended.

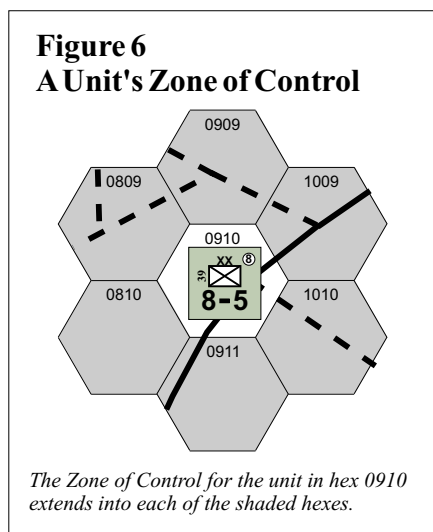
9-12 Engineer units must expend their entire movement allowance in the hex being of a rail line being converted to a different gauge.

9-13 A rail network may only be lengthened by 1 hex along any given rail line by rail gauge conversion on turns that conversion is allowed.

9-14 A double track rail line intrinsically exists in every urban hexside.

10. ZONES OF CONTROL

10-1 The six hexes that are immediately adjacent to certain Ground Combat Units (see Figure 6) are considered to be in that unit's Zone of Control. Such hexes are considered to be controlled by that unit.



10-2 Only Infantry (which includes Mountain, Marine, and Assault units) and Cavalry units exert a Zone of Control.

10-3 Replacement units (those with RPL designation) do not exert a Zone of Control.

10-4 Zones of Control extend into hexes occupied by other units, even those of the enemy.

10-5 Zones of Control of different units may coexist in the same hex.

10-6 Zones of Control do not extend across sea or alpine hexsides or into hexes in neutral countries.

10-7 Units must expend 1 extra Movement Point to enter or to leave an enemy controlled hex. Units thus must expend 2 extra Movement Points (in addition to terrain costs) to move directly from one enemy controlled hex into another.

11. STACKING

11-1 At the end of any phase, a player may have no more than 6 divisions in a single hex.

11-2 Reduced strength divisions count as if they were full strength divisions for stacking purposes.

11-3 If there are more than 6 divisions in a hex at the end of a phase, the owning player chooses which units in excess of the limit are to be eliminated.

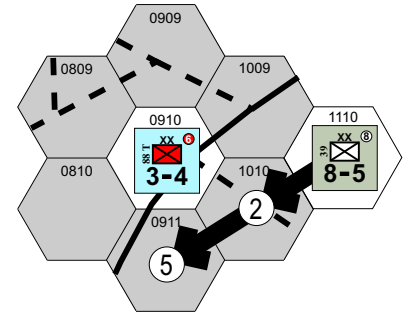
11-4 Up to 3 Artillery units may be stacked in the same hex. These 3 Artillery units are in ADDITION to the 6 Divisions.

11-5 Fortresses, Engineer Regiments, Headquarters, and any type of marker counters do not count for stacking purposes.

11-6 All other Regiments and Brigades (except Artillery units as noted above) count as half a division for stacking purposes.

11-7 Units of different types and friendly nationalities may stack together in the same hex with no adverse effect, so long as doing so is not specifically prohibited by a special rule.

Figure 7 An Example of Moving Through an Enemy Zone of Control



The French Unit in hex 0910 exerts a Zone of Control into each of the shaded hexes. The German Infantry Division begins movement in the German Movement Phase. In moving from hex 1110 to hex 1010 it expends 2 Movement Points: One Movement Point for moving across a clear terrain hexside between the two hexes and one additional Movement Point for entering the French unit's Zone of Control.

The German unit continues to move and goes from hex 1010 to hex 0911. In doing so it expends 3 more Movement Points (for a cumulative total of 5): One Movement Point for moving across a clear terrain hexside between the two hexes, another Movement Point for leaving the French Zone of control in hex 1010, and yet another Movement Point for entering the French unit's Zone of Control that exists in 0911.

11-8 All units in a stack under a strength reduction marker are considered to be modified by that strength reduction marker.

11-9 Hexes containing less than 3 land hexsides have reduced stacking limits. Stacking limits are reduced by one third for each for each non land hexside less than 3 contained in the hex. For example, if a hex has only 2 land hexsides (such as hex 1202 of map 5-3), its stacking limit is reduced by one third (to 4 divisions and 2 artillery units).

11-10 Hexes with reduced stacking limits as outlined in rule 11-9 may be attacked by a maximum of twice as many units as could be stacked in the hex (example, a hex with 2 land hexsides could contain at most 4 divisions and 2 artillery units. This hex could be attacked by a maximum of 8 divisions and 4 artillery units)

12. COMBAT

12-1 During the Combat Phase, the player whose phase it is may attack enemy units. An attack against the units in a single hex, the resulting counterattack, and the results of both the attack and counterattack are together considered to comprise a single Combat

12-2 The attacking player chooses which enemy occupied hexes are to be attacked, and in what order the Combats will be resolved.

12-3 Each Combat is completely resolved before the next Combat may take place.

12-4 A Ground Combat Unit can only attack enemy units in adjacent hexes.

12-5 Ground Combat Units can only attack across hexsides that they could move across if no enemy units were present. Units may never attack across alpine, sea, or lake hexsides.

12-6 As many units that are adjacent to a single enemy occupied hex, and are capable of attacking into it (see previous paragraph) may participate in an attack against that hex.

12-7 A single hex may only be attacked once per Combat Phase.

12-8 A unit is never compelled to attack or counterattack.

12-9 A unit may participate in combat as an attacker only once per phase.

12-10 Different units stacked together in the same hex may attack different enemy occupied hexes, but each unit may still only participate in one attack per phase.

12-11 All units in a hex under attack may counterattack.

12-12 All attacking and counterattacking units must expend Supply Points in accordance with the Supply Rules (see later rules covering Supply Points, Headquarters, and Supply).

12-13 The Combat Strengths of units involved in a Combat are judged at the instant of the Combat. A unit's strength may be reduced due to strength reduction, terrain (see Terrain Effects Chart) or Supply Line length (see rules covering Supply).

12-14 Combat strength values in parenthesis [i.e. (1)] are only for defense. The value in parenthesis is used only for counterattack and retreat calculations.

13. COMBAT RESOLUTION

13-1 Each Combat (attack and counterattack) is resolved on a Strength Point basis using the Combat Results Table (the CRT).

13-2 To determine the results of a Combat, the attacking player first calculates the number of Strength Points that are attacking the hex in question. This is done by counting the number of Strength Points of the units involved less any adjustments for Strength Reduction markers, terrain, and Supply Line length.

13-3 The defender can choose which type of terrain is to be used for purposes of influencing the combat (both the attack and the counterattack). The terrain type can be chosen from that which exists in the hexsides through which the hex is being attacked, or any hexside adjacent to those through which the hex is being attacked, except for hexsides containing prohibited terrain or those that cross neutral borders. (see Figure 8).

13-4 The defender can only opt to use urban terrain to influence the combat if the hex under attack contains any single urban terrain hexside AND a city center, OR if the hex contains 2 or more urban terrain hexsides, OR if the attacker is attacking through an urban hexside (NOT an adjacent hexside).

13-5 If ALL attacking units are attacking across hexsides containing rivers, then the effects of rivers on combat are combined with the effect of the terrain

chosen by the defender. Likewise, if all attacking units are attacking across hexsides containing major rivers, then the effects of major rivers on combat are combined with the effect of the terrain chosen by the defender.

13-6 The type of terrain chosen by the defender may adjust the strength of attacking and/or counterattacking units, and/or influence the outcome of the attack and/or the counterattack (see the Terrain Effects Chart).

13-7 The attacking player must expend Supply Points for the attacking units before the CRT is used (see Supply rules) to determine the results of the attack. Each particular unit must have Supply Points expended for it by a single HQ. Different HQs can be used for the expenditure for different units involved in the attack.

13-8 The total number of adjusted Strength Points involved in the attack is the column of the CRT used to determine the results of the attack.

13-9 The attacker rolls a single die to determine the results of an attack. The die roll is then reduced (if called for by the Terrain Effects Chart) due to the terrain chosen by the defender to influence the combat.

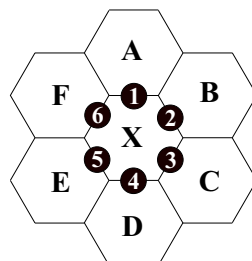
13-10 The die roll of the attacker may be further reduced due to the presence of trenches (see Trenches Rule).

13-11 All die roll adjustments are cumulative.

13-12 Die rolls adjusted to be less than -1 are still considered to be -1.

13-13 The adjusted die roll of the attacker is cross-indexed on the CRT with the column on the CRT equal to the

Figure 8
Terrain Influence on Combat



The terrain used to influence a Combat is dependent on the hex being attacked, and which hexes it is attacked from. If a unit in hex X were to be attacked only by units in hex B, the defender could chose to have the attack influenced by the terrain in hexside 1, 2, or 3.

If the unit in hex X were attacked by units in hexes B and C, the defender could chose to have the attack influenced by the terrain in hexside 1, 2, 3, or 4.

If the unit in hex X were attacked by units in hexes B and D, the defender could chose to have the attack influenced by the terrain in hexside 1, 2, 3, 4, or 5.

In the above examples, hexsides containing Ocean or Lakes are instead considered to contain the other terrain shown in the hexside. Also, a hexside's terrain cannot be used if that hexside is across a neutral country's border.

13-22 When strength reduction markers are used, the combat strength of any unit under the marker is reduced. Multiple markers may be used to reflect loss. Markers are applied in the order they are placed in the stack. If a ½ strength marker is on top of a -1 marker, then units underneath those markers are halved, then reduced by a further 1 point.

13-23 Strength Points are eliminated according to the following priority: Attacking Cavalry, Infantry (Assault, Marine, and Mountain are also considered infantry), Defending Cavalry, Artillery, Fortress, Headquarter. All the Strength Points of one type must be eliminated before Strength Points of another type can be eliminated. Cavalry units with a full strength in the upper-right corner of greater than 1 (greater than 2 for British and German units) are considered to be infantry for supply expenditure and loss taking requirements.

13-24 All units of one type involved in a combat must be reduced to the strengths shown on the backside of their counters before any unit of that type can be further reduced.

13-25 The most a die roll can be adjusted in any combat is +4 or -4.

13-26 A bloodier CRT is used starting with the first turn of January 1917. This CRT is labeled “1917 and Later”.

14. RETREAT

14-1 In order to reduce losses, the defender in a combat may opt to retreat all Ground Combat Units from the hex being attacked.

14-2 The defender declares his intention to retreat after the results of the attack have been determined, but before the results of the counterattack are determined.

14-3 By retreating, the number of Strength Points that the defender must eliminate are reduced by 1/3 (round fractions to the nearest whole number).

14-4 All Ground Combat Units in a hex under attack are required to retreat if the result of the attack would require the defender to eliminate a number of Strength Points equal to at least half the Strength Point total (unadjusted for

supply or terrain) of all units in the hex. There are two exceptions to this:

1. Units are never required to retreat from a hex that contains a city (the city center, not just an urban hexside) or a port, or if urban terrain is chosen by the defender to influence the combat.

2. Ground Combat Units in the same hex as a Fortress are never forced to retreat. However, such units may do so if the defender wishes.

14-5 The defender eliminates Strength Points before any units are actually retreated on the map. Note that both the elimination of Strength Points and the retreat movement of units happen after the results of the counterattack have been determined.

14-6 In retreating, the defender moves units from the hex they occupy into an adjacent hex (or adjacent hexes).

14-7 The hex a unit retreats to is influenced by which Headquarters has expended Supply Points for the unit (see Supply rules). If no Supply Points are expended, then the unit's retreat is influenced by the nearest Headquarters that could have expended Supply Points for it.

14-8 Retreating units must move into hexes according to the following priorities:

1. A hex that is not enemy controlled and is closer (in terms of Movement Points from the hex to the supplying Headquarters by a valid supply route, see Supply rules) to the supplying Headquarters than the hex they are retreating from.

2. A hex that is not enemy controlled and is the same distance (in terms of Movement Points from the hex to the supplying Headquarters by a valid supply route, see Supply rules) to the supplying Headquarters as the hex they are retreating from.

3. A hex that is enemy controlled, but is occupied by friendly Ground Combat Units, and is closer (in terms of Movement Points from the hex to the supplying Headquarters by a valid supply route, see Supply rules) to the supplying Headquarters than the hex they are retreating from.

4. A hex that is enemy controlled, but is occupied by friendly Ground Combat

Units, and is the same distance (in terms of Movement Points from the hex to the supplying Headquarters by a valid supply route, see Supply rules) to the supplying Headquarters as the hex they are retreating from.

5. A hex that is not enemy controlled and is farther (in terms of Movement Points from the hex to the supplying Headquarters by a valid supply route, see Supply rules) to the supplying Headquarters than the hex they are retreating from.

6. A hex that is enemy controlled, but is occupied by friendly Ground Combat Units, and is farther (in terms of Movement Points from the hex to the supplying Headquarters by a valid supply route, see Supply rules) to the supplying Headquarters than the hex they are retreating from.

7. A hex that is enemy controlled, and is NOT occupied by friendly Ground Combat Units, and is as close as possible (in terms of Movement Points from the hex to the supplying Headquarters by a valid supply route, see Supply rules) to the supplying Headquarters.

14-9 If a stack of units retreat into an enemy controlled hex not occupied by a friendly unit (case 7 above), they must immediately make a Column Attack simultaneously against all adjacent enemy units after the retreat. The defending units all use the same terrain (even if in separate hexes), and may choose eligible terrain in any of the hexes being attacked. The Column Attack may only be supplied if all the attacking units were supplied in the combat that resulted in the case 7 retreat. All losses suffered by the stack of units that originally retreated are considered to have surrendered (even if they are in supply).

14-10 Units may not retreat in violation of stacking limits (see Stacking Rule).

14-11 A retreating unit may only retreat into a hex of a lower priority if it cannot retreat into a hex that meets the criteria of a higher priority retreat destination.

14-12 Retreating units may never retreat across sea or alpine hexsides, nor into neutral countries.

14-13 Units that retreat have their adjusted Strength Point total multiplied by 2 instead of 3 for determining the results of counterattack. Note that since

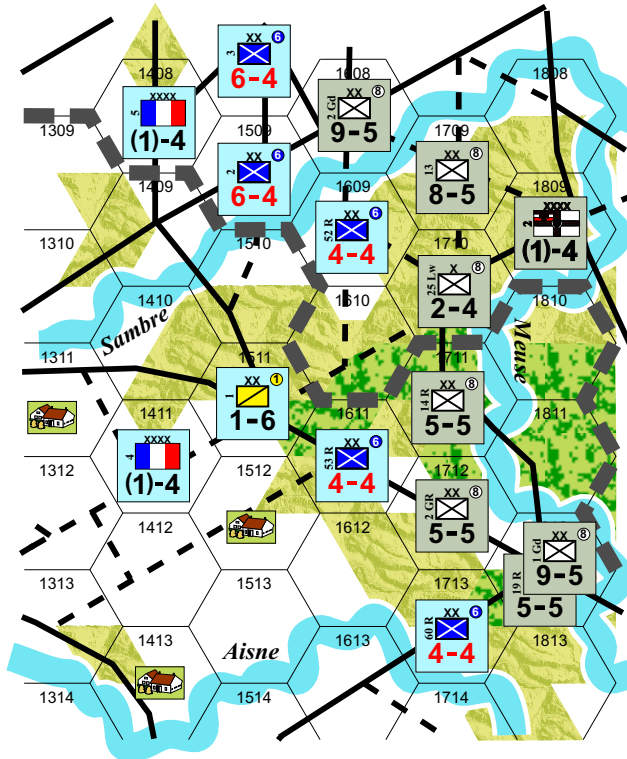
Figure 10 Examples of Retreat

Let's say that the French unit in hex 1609 is attacked by adjacent German units and it elects to retreat. Supply was expended for this unit by the 5th Army Headquarter. It cannot retreat into hex 1610 because this hex is in the Zone of Control of the German unit in hex 1710, and no unit friendly to the French player is currently occupying hex 1610. The unit thus has 2 viable retreat options, hex 1509 or hex 1510. Retreating to hex 1509 would be retreating into a hex that is enemy controlled, but occupied by a friendly unit, and would be closer to the Headquarter expanding supply for the retreating unit.

Retreating to hex 1510 would be retreating into a hex that is not in an enemy Zone of Control, and the unit would be retreating to a hex that is the same distance from the supplying Headquarter as the hex it is retreating from. Therefore, according to retreat destination priorities, the unit would retreat to hex 1510.

According to the retreat destination priorities, if the French unit in hex 1611 (supplied by Headquarter in hex 1411) were attacked and it chose to retreat, it would have the option of going to either hex 1511 or 1512 (Priority #1).

If the French unit in hex 1713 (supplied by Headquarter in hex 1411) were attacked and it chose to retreat, it would have to retreat to hex 1613 (Priority #1, NOTE - no valid supply route through hex 1612, see rules on Supply)



14-18 Units able to use mountain or alpine defensive terrain in a hex are never forced to retreat unless surrounded.

14-19 Units forced to retreat into a neutral country are eliminated. Such units may not be rebuilt. The owner of the units suffers normal DM points for the elimination, not double DM as per surrender (the unit is interned).

14-20 Rail-based units may retreat, but only along an active rail line they could normally move to. Failure to do so results in the loss of the unit.

15. ADVANCE AFTER COMBAT

15-1 When the defending units involved in a Combat retreat, attacking units have the option of moving into the vacated hex.

15-2 No more units may move into the vacated hex than are allowed by the stacking rules.

15-3 Artillery units may not advance into a hex vacated as the result of retreat.

15-4 No unit can advance after combat into a vacated hex until all units that lost a greater percentage of their pre-combat strength have also advanced. For example, if an 8-5 and 2-4 unit participated in a combat, and were reduced to a 6-5 and 1-4 due to losses, then the 1-4 would have to advance before the 6-5 since it suffered 50% losses as compared to the 6-5's 25%. Thus, the attacking player could advance with no units, just the 1-4, or both the 1-4 and the 6-5.

16. COLUMN ATTACK

16-1 A Column Attack is a Combat that takes place during the Movement Phase. Only units belonging to the player whose Movement Phase it is may conduct Column Attacks. Such units may still attack during the Combat Phase.

16-2 Column Attacks may be initiated at any time during the Movement Phase.

16-3 There is no additional Movement Point cost for moving units to participate in a Column Attack.

fortresses never retreat, their strength is always multiplied by 3 for counterattack purposes.

14-14 If a unit is forced to retreat, but cannot do so, it is eliminated. Yet it is still assumed to have retreated for counterattack purposes.

14-15 Should a unit retreat into a friendly occupied hex which is subsequently attacked during the same phase, the previously retreated units may not participate in the counterattack, or be used to meet Strength Point loss requirements of the new attack. They may retreat again if as a result of combat in the new hex, the defender opts (or is forced) to retreat.

14-16 Units cannot retreat normally into hexes they could not move into using the

1 hex per turn minimum move. Retreating into such a hex is the absolute last option for cavalry and infantry type (infantry, mountain, marine, and assault) units. All other types of units are eliminated if forced to do so. A cavalry or infantry type unit forced to make such a retreat is reduced by half (round eliminated fractions up).

14-17 Previously retreated units in a hex are not used in calculating when retreat is mandatory. (Example: Six strength points retreat into a hex containing four strength points, and no trench marker. The hex is attacked later the same turn. The result calls for a two strength point defender loss. Since this is half of the four strength points, all of the units in the hex would have to retreat).

16-4 Ground Combat Units (except Artillery) that are moved as a stack during a Movement Phase may perform a Column Attack when they cease movement (or declare that they will not move at all during the Movement Phase).

16-5 Any given Ground Combat Unit (or stack of units) may only perform one Column Attack per friendly Movement Phase.

16-6 A particular hex may be attacked any number of times during a given Movement Phase by Ground Combat Units performing Column Attacks.

16-7 A particular unit or stack of units may be attacked any number of times during a given Movement Phase by Ground Combat Units performing Column Attacks.

16-8 Strength is determined and Supply is expended for both the attacking units and defending units at the instant of combat. The Combat is then resolved according to the Combat rules with the following exceptions: The defender's combat strength is doubled (in addition to any other adjustments), the attacker's combat strength is halved.

16-9 Units attacked by Column Attack may retreat. Units conducting the Column Attack would then be able to advance into the vacated hex. In so doing, no additional Movement Points are expended.

16-10 A Column Attack may never take place across an ocean, lake, alpine, mountain, urban, wooded rough, or major river hexside.

17. SUPPLY POINTS

17-1 Supply Points represent the ammunition used by Ground Combat Units.

17-2 A Supply Point is always considered to be owned by a specific country. Supply Points belong to the country of the Headquarters that possess them, or that receive them as reinforcements.

17-3 Supply Points are possessed and transported by Headquarters (see Headquarters Rule). Headquarters may only possess Supply Points of the same nationality.

17-4 The number of Supply Points that a Headquarter possesses is kept track of on the Supply Track. Each Headquarters has its own specific supply marker. This marker is moved on the Supply Track to reflect the expenditure or receipt of Supply Points by that specific Headquarters. If a Headquarters possesses more than 50 Supply Points, the supply marker is flipped over to its "+50" side on the track. No Headquarters may contain more than 100 Supply Points at any time (50 for Corps Headquarters).

17-5 There is a separate Supply Track for each player. Players are not allowed to view other player's Supply Tracks during the course of the game.

18. HEADQUARTERS

18-1 Headquarters enable Ground Combat Units to attack and counterattack by expending Supply Points.

18-2 Headquarters do not exert a Zone of Control.

18-3 Headquarters may only enter a hex containing a trench or devastation marker if there is an Operative Rail Line in the hex or if a friendly engineer unit is in the hex and the hex is not in an enemy zone of control.

18-4 A Headquarters possessing up to 10 supply points counts as 1 division against Rail Capacity when moving by rail. Each 10 or fraction of 10 Supply Points in the Headquarter's possession in addition to the first 10 also counts as a division against Rail Capacity when the Headquarters moves by rail (example - a Headquarters possessing 42 Supply Points that moves by rail would count as 5 divisions for Rail Capacity purposes).

18-5 Headquarters do not count for stacking purposes.

18-6 Headquarters that do not move during a friendly Movement Phase may transfer Supply Points. A single Headquarters may transfer up to 10 Supply Points during a Movement Phase. This total includes both Supply Points received and Supply Points sent. Thus a Headquarters can both send and receive Supply Points during the same turn. Transfer may be by rail or overland.

18-7 To transfer Supply Points, a Supply Point Marker (not included in all titles -

players may make their own) is placed on the Headquarters transferring supply. The number on the Supply Point Marker represents the number of Supply Points being transferred.

18-8 The Supply Point Marker may immediately move. For movement and rail purposes, it is treated as an infantry division with movement factor four.

18-9 Supply Point markers may only move away from rail lines under one of two conditions: One, they begin movement in the same hex as a Headquarters. Two, they end their movement in the same hex as a Headquarters. If they cannot move under one of these conditions, then they cannot move at all. [This is due to the fact that supply points can only be moved by rail or by HQ transportation assets (to or from the HQ). They CANNOT move on their own across country]

18-10 If at the end of any movement phase, a Supply Point Marker is in the same hex as a friendly Headquarters, it may be removed, and its supply points added to that of the Headquarters.

18-11 Supply Point Markers have no Zones of Control and a combat strength of zero. Supply Point Markers are immediately eliminated if an enemy unit moves into their hex, attacks them while alone, or forces them to retreat.

18-12 For purposes of calculating the number of Supply Points on a certain front, Supply Point Markers on a certain front or transferring to a front add their total to that front.

18-13 Headquarters normally only expend supply points in combat and transfer supply to units of the same nationality. One exception is when a nationality has fewer than 2 divisions (or the equivalent) on a map (or linked maps on the same theater) and no Headquarters. In this case, the "primary" friendly nationality on the map (or theater in the case of linked maps) may use its Headquarters to supply these units.

18-14 Headquarters may expend Supply Points for units at any time during the game. Headquarters need not complete mobilization prior to expending Supply Points.

18-15 Headquarters have a combat strength of 1 for defense purposes only. Headquarters can only use their

defensive strength if they are the only unit possessing a combat strength in the hex.

18-16 If a Headquarters unit is destroyed or forced to retreat, all supply points it contains are lost.

19. SUPPLY

19-1 For a Ground Combat Unit to attack at full strength (or counterattack effectively), it must be supplied.

19-2 Ground Combat Units (except Artillery and Cavalry units, which are covered by special rules, see below) are considered to be supplied for attack or counter attack when a Headquarters expends the required number of Supply Points. The amount of Supply Points to be expended is dependent on the total of Strength Points involved in the attack (or counterattack) and nationality. See [sections on supply points per strength point by nationality] for information on how many Strength Points of a given nationality are supplied for attack by the expenditure of a single Supply Point.

19-3 Supply Points are expended for all units participating in a Combat (attacking and counterattacking) before Combat Resolution begins.

19-4 There must be a Supply Line between the Headquarters expending the Supply Point and the unit(s) for which it is expended.

19-5 A Supply Line is a path of connected hexes from the hex occupied by the unit(s) to be supplied to the hex occupied by the Headquarters that expends the Supply Point(s).

19-6 A player may choose which of his Headquarters will expend Supply Points for any particular unit. Headquarters can only expend Supply Points for units of their own nationality. See the Scenario Rules for exceptions to this rule.

19-7 A Supply Line may not be traced into any hex that is occupied by an enemy unit, or is in an enemy Zone of Control and not occupied by a friendly Ground Combat Unit. A Supply Line may not be traced across sea, lake or alpine hexsides.

19-8 The length of a Supply Line is calculated in terms of the Movement Points it would take to move along the

Supply Line by normal movement (not counting enemy ZOC costs) from the hex occupied by the unit to that occupied by the Headquarter.

19-9 If the length of the Supply Line for an attacking unit is greater than 4 Movement Points, the strength of the unit is reduced by 1 for every Movement Point over 4 in the length of the Supply Line. This strength reduction is in addition to any strength reduction of the unit due to losses, and is put into effect before any terrain effects are applied.

19-10 If the length of the Supply Line for a counterattacking unit is greater than 8 Movement Points, the strength of the unit is reduced by 1 for every Movement

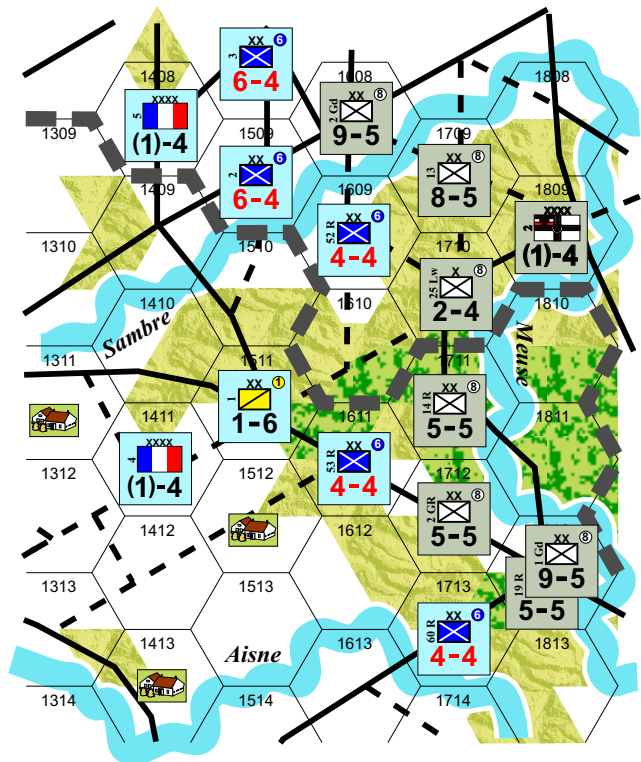
Point over 8 in the length of the Supply Line. This strength reduction is in addition to any strength reduction of the unit due to losses, and is put into effect before any terrain effects or tripling for counterattack are applied.

19-11 Units (except Artillery) may always use at least 1/2 (round fractions down) of their combat strength to attack or counterattack. This may be done at any time, and regardless of Supply Line length or Supply Point availability. Units using this 1/2 strength option do not have Supply Points expended for them. Note that unsupplied units may still perform column attacks, but would do so at quarter strength.

Figure 11 Examples of Supply

Example 1

The German units in hexes 1608, 1709, and 1710 are attacking the French unit in hex 1609. All of the German units involved in the attack will have Supply Points expended for them by the German 2nd Army Headquarter in hex 1809. There are a total of 19 German Strength Points involved in the attack, so the 2nd Army Headquarter would have to expend 3 Supply Points (One for each 8 or fraction of 8 Strength Points involved). The French player would have to expend 2 supply points for the unit in 1609 to counterattack using its full strength (One for every 3 or fraction of 3 Strength Points involved).



Example 2

The German units in hexes 1712 and 1812 are attacking the French unit in hex 1713. All of the German units involved in the attack will have Supply Points expended for them by the German 2nd Army Headquarter in hex 1809. There are a total of 19 German Strength Points involved in the attack, so the 2nd Army Headquarter would have to expend 3 Supply Points (One for each 8 or fraction of 8 Strength Points involved). The unit in 1712 has a supply line that is 5 Movement Points in length (from 1712 to 1711 to 1710 to 1809). It therefore has its strength reduced by 1 in determining the total of Strength Points attacking. The units in 1812 have supply lines that are 6 Movement Points in length (from 1812 to 1811 to 1810 to 1809). Therefore each unit in that hex has its strength reduced by 2 in determining the total of Strength Points attacking. Thus the German player would use the 14 column of the CRT (4 from hex 1712, 7 + 3 from hex 1812). Note that the reduction in strength due to Supply Line length does NOT influence the number of Supply Points that must be expended. The French player would have to expend 2 supply points for the unit in 1713 to counterattack using its full strength (One for every 3 or fraction of 3 Strength Points involved). While this French unit has a supply line that is 6 Movement Points in length (from 1713 to 1613 to 1513 to 1412 to 1411), its strength is not reduced in the combat because it is counterattacking.

19-12 All defending units in a Combat need not counterattack at full strength. Only those units for which Supply Points are expended counterattack at full strength. The defending units for which no supply points are expended counterattack at half strength. Note that the halved strength of unsupplied counterattacking units is still tripled for calculating the results of the counterattack (see rules on Combat Resolution).

19-13 Units do not have their attack strengths reduced due to supply line length if the Headquarters supplying the unit is in an adjacent hex.

19-14 Artillery units in a hex adjacent to their supplying Headquarter may attack no matter what the movement point cost between the two hexes.

20. SURROUNDED UNITS and SURRENDER

20-1 Any unit is considered to be surrounded when it can not trace a line of communication of any length to a friendly map edge or friendly country interior. A line of communication is a line of hexes from the unit to the destination unbroken by enemy ground combat units and enemy zones of control (unless the hex is occupied by friendly ground combat units).

20-2 Surrounded units may attempt to 'Break Out' by attacking. If unsupplied, such units attack at one quarter strength (round to nearest whole number).

20-3 For unsupplied surrounded units to make such an attack, one strength point per division (of any strength) involved in the attack is eliminated. One such strength point is eliminated for every two brigades or regiments involved in the attack. This strength point is eliminated prior to any strength point calculations for determining the results of the attack.

20-4 Any losses incurred by surrounded units are considered to have surrendered. If a unit is removed from the map due to strength point losses while surrounded, the entire unit is considered to have surrendered. This is true even if the surrounded units are able to advance after combat into a hex so that they again have a valid line of communication to the rear.

20-5 An attack by surrounded units may be made in combination with regularly supplied units. In this case, all of the strength point losses required by the attacker must be taken by the surrounded units.

20-6 Units that are removed from the map are lost due to surrender and may not be rebuilt by replacements.

20-7 Surrounded units are required to retreat if the losses called for by the CRT are greater than or equal to one quarter of the strength in the hex attacked. The retreat of surrounded units may be in any direction, so long as the destination is chosen in accordance to the priorities outlined in rule 14-8, without regard to distance to friendly Headquarters.

20-8 Units required to retreat while surrounded that cannot do so are removed from the map and are considered to have surrendered.

20-9 Units in the same hex as a fortress are not considered to be surrounded.

20-10 Surrounded units may not retreat from enemy ZOC to enemy ZOC. If forced to do so, units may only retreat into a hex containing a friendly fortress, otherwise, the unit is forced to surrender.

20-11 Surrounded units must expend supply points for defensive purposes from the nearest HQ in the same "pocket" if such supply points exist.

20-12 Surrounded units do not receive the defensive benefits of Trench markers.

20-13 Units surrounded in a "pocket" that does not contain a fortress, are destroyed and removed from the map if they are so isolated for a the full portion of a friendly half game turn. Such units are removed prior to the start of the next enemy movement phase.

20-14 A "pocket" is defined as a group of connected friendly controlled hexes, all of which are in an enemy ZOC (i.e. there are no 'interior' hexes), and none of which contains a friendly port.

21. FORTRESSES

21-1 Fortresses are immobile; they may never move, retreat, or be forced to do so.

21-2 Fortresses neither exert a Zone of Control nor negate enemy Zones of Control in the hex they occupy. Units may, however, trace Supply Lines through hexes in enemy Zones of Control that are occupied only by friendly Fortresses.

21-3 Fortresses may never attack; their Strength Points are used in counterattacks only (at which time their strength is tripled, just as other counterattacking units). They do not need a Supply Line nor are Supply Points expended for them by Headquarters to counterattack at full strength.

21-4 Fortresses may never use urban terrain to modify combat. The defender must opt to use another terrain that meets the requirements of rule 13-3. If no other option exists by this rule, the effects of broken terrain are used instead. Note that if a hex is defended by both a fortress and ground combat units, neither could use urban terrain in the defense due to the presence of the fortress. The effects of this rule may only be circumvented by voluntarily abandoning the fortress immediately so other units could use urban terrain if that would normally be an option.

21-5 Units in the same hex as a Fortress are never forced to retreat. If they do choose to retreat, the priority of Strength Point elimination is changed so that fortress Strength Points are eliminated first. Also, the reduction in the number of Strength Points to be eliminated due to retreat would be applied only to the number of Strength Points remaining to be eliminated after all fortress Strength Points are eliminated.

EXAMPLE: two 4-4 divisions are in the same hex as a 3 Strength Point fortress. They are attacked and the results of the attack call for the elimination of 10 Strength Points. The defending player chooses to retreat the two 4-4 divisions. The fortress would be completely eliminated first. This would leave 7 Strength Points to be eliminated. This would be reduced by 1/3 due to the retreat. Thus the defender would only have to eliminate a total of 5 Strength Points from the two retreating divisions.

21-6 Fortresses do not count for stacking purposes.

21-7 A player may use any Fortress markers of the appropriate nationality he has available in order to show a Fortress' reduced strength.

21-8 A player may voluntarily abandon a friendly fortress during his Movement Phase if the fort itself is not considered surrounded by rule 20-1. This is done by removing the fortress from the map.

21-9 Starting with the first turn of November 1914, a player may reduce the strength of any friendly non-Russian fortress (as per 21-8). The player immediately receives RPL strength points equal to one third of the removed fortress strength in the hex of the reduced fortress.

21-10 Fortresses of most countries could hold out for quite some time, but not indefinitely. Fortresses of 12 strength points or less that are surrounded for more than 7 consecutive turns are prone to surrender. Fortresses of 13 to 23 strength points are not prone to surrender until 14 consecutive turns of being surrounded have passed. Fortresses of 24 or more strength points are not prone to surrender until 28 consecutive turns of being surrounded have passed. A turn is from the end of an enemy combat phase to the start of the same phase the next turn.

21-11 When a fortress is 'prone' to surrender, 2 dice are rolled at the start of the enemy combat phase. If the number rolled, minus 1, is equal to or less than the number of turns it has been 'prone' to surrender, the fortress and all other units in the same hex surrender and are removed from play. (Example, a 15 strength point fortress has been surrounded for 14 turns. The next turn, during the enemy combat phase, 2 dice are rolled. If the result is a '2' [number of turns prone to surrender at this point is '1'], the fortress and any units in it surrender.)

21-12 During August and September of 1914, a city center containing a fortress may declare itself an "open city" if confronted with overwhelming force. This happens the instant any of the following conditions occur:

1. The city is surrounded. There is no line of communication between the city center and the country capitol. Any such line of communication cannot pass through an enemy Zone of Control unless that hex is occupied by a friendly combat unit.

2. There are more than three times as many enemy strength points adjacent to the city as there are non-fortress strength points in the city.

3. There is an enemy Siege Artillery unit adjacent to the city.

If any of the above conditions occur, the fortress in the city is immediately removed (no DM points are lost for the fortress), other friendly units in the city center must immediately retreat out of it, and the enemy units may continue moving normally. Fortresses above strength 8 are not affected by this rule.

22. TRENCHES

22-1 Trenches may be constructed by Infantry, Assault, Mountain, or Marine units in the hexes that they occupy. To begin construction a Construction Marker is placed underneath the unit in the Trench Construction Initiation Phase of the Monthly Special Turn.

22-2 Units cannot construct Trenches in hexes where either Mountain or Marsh is the only terrain between their hex and hex(es) occupied by enemy units. Neither trenches nor devastation markers can exist in mountain or marsh hexsides and would not be included in the movement point costs of crossing such hexsides.

22-3 Construction Markers may not be moved from the hex in which they are placed.

22-4 If a Trench or Construction Marker is ever found (at any instant) to be in a hex not occupied by a unit capable of trench construction, that marker is immediately removed from the map (for example, an Infantry unit retreats from a hex containing a Construction Marker. The Construction Marker is removed before the advance after combat takes place.).

22-5 During the Trench Construction Completion Phase of the Monthly Special Turn, any Construction Marker on the map is replaced by a Trench Marker.

22-6 A Trench Marker adds 2 to the Movement Point cost of entering the hex that it occupies.

22-7 A Trench Marker reduces the die roll of attacks against the hex it occupies by 2. There is no corresponding counterattack die roll adjustment.

22-8 Units in the same hex as a Trench Marker are only required to retreat when the defender's required Strength Point loss equals or exceeds the total strength of the defending units.

22-9 At the beginning of the 1st turn of April 1915, Trenches not adjacent to an enemy unit or fortress are removed from the map. From this point in time forward, Trenches may only be constructed in hexes containing an enemy Zone of Control or adjacent to an enemy fortress. Should a trench construction marker be located in a hex not containing an enemy Zone of Control or adjacent to an enemy fortress at the start of any friendly movement phase, that trench construction marker is removed.

22-10 Beginning with the 1st turn of April 1915, trenches are not destroyed completely by retreat and advance after combat. Should a hex with a trench marker be entered by enemy combat units as a result of advance after combat, the trench marker is replaced with a devastation marker (if one is not available, use a trench construction marker with the figure inverted).

22-11 Beginning with the 1st turn of April 1915, trench markers not in a hex containing an enemy Zone of Control, and not adjacent to enemy fortresses, are replaced with Devastation Markers.

22-12 Beginning with the 1st turn of April 1915, trenches in an enemy zone of control are not removed due to the hex being vacant. Should such a hex with a trench marker be occupied later by forces hostile to those that built it, the trench marker is replaced with a devastation marker.

22-13 Devastation markers add two to the movement point cost of entering the hex the marker occupies. There is no defensive benefit.

22-14 A Devastation marker is replaced by a Trench marker whenever trench construction is completed in the same hex.

22-15 The movement point costs of trenches and devastation markers is included in calculating the length of supply lines and in determining if the hex can be entered by a unit using the 1 hex per turn minimum move rule.

22-16 Armies quickly learned how to construct simple defensive works in

difficult terrain rather quickly. The effect is stiffened defense in areas with good defensive terrain. During 1915, units are not required to retreat unless losses called for are greater than or equal to the total of defending strength points when utilizing defensive terrain giving them a -3 or better defensive die roll adjustment. From 1916 on, units get the same benefit when utilizing defensive terrain giving them a -2 or better defensive die roll adjustment.

22-17 During 1915 (only), the effect of trench markers or rule 22-16 can be negated by overwhelming artillery fire. If the number of siege artillery batteries AND the number of regular artillery batteries brought to bear in an attack are BOTH greater than or equal to the number of defending divisions in the hex under attack, the trench marker and rule 22-16 are negated. This rule DOES NOT apply to the Western Front.

22-18 Trench markers and rule 22-16 are negated if the unit is attacked from both front and rear. A hex under attack from opposite sides must have friendly ground combat units in at least two adjacent hexes, that are also adjacent to each other, to receive the benefit of Trenches or rule 22-16. Refer to figure 8.. If hex 'X' is under attack from opposite sides, say from 'E' and 'B', then it must have friendly units in both hexes 'A' and 'F', or in both hexes 'C' and 'D', to receive the benefit of a Trench marker or rule 22-16. A unit attacked from three opposite directions (A, E, & C; or F, B, & D) never receives the benefit of a Trench marker or rule 22-16.

22-19 (Optional) The need for heavy artillery increased as defenses improved. A hex is considered to have a "solid" defense when it contains a trench marker, and at least five, OR the number of infantry strength points equal to a full strength infantry division, for each hexside it is attacked through. (Note - the full strength of a nation's infantry division is seen in the upper right hand circle on an infantry unit)

22-20 (Optional) Sufficient artillery for attacking a "solid" defense is dependent on the year and the front. In 1914, no artillery is necessary. In 1915, 3 artillery strength points are needed on the West Front, 2 on other fronts. In 1916, 6 artillery strength points are needed on the West Front, 2 on other fronts. In 1917, 9 artillery strength points are needed on the West Front, 4 on the Italian Front, and 2

on other fronts. In 1918, 12 artillery strength points are needed on the West Front, 6 on the Italian Front, and 2 on other fronts.

22-21 (Optional) In combat phase attacks against a hex with a "solid" defense in which the attacker uses insufficient artillery, the attacker suffers an -1 drm for the attack, and the defender enjoys an additional +2 drm for the counterattack in clear terrain. In broken terrain, the defender enjoys a additional +2 drm for the counterattack. There is no effect in other terrain types.

22-22 (Optional) Players may begin trench construction at the beginning of their part of any turn. Exactly seven turns later, the construction is complete and a trench marker is placed in the hex of construction. Players must themselves keep track of when trench construction was started in each hex.

23. RECOMBINATION

23-1 Units of the same type and nationality may recombine if they have Full Strength Symbols with the same colors.

23-2 Recombination may only take place in the same hex as a Headquarters of the same nationality of the recombining units. Neither the Headquarters nor the units to be recombined may have moved or participated in combat during the turn in which the recombination takes place.

23-3 Recombination of a player's units takes place during the owning player's Replacement/Recombination Phase.

23-4 The following procedure is used in recombining units:

1. Determine the total number of Strength Points of the units involved in the recombination. Note that the number of Strength Points a unit has may be reflected by the unit having been flipped over, strength reduction markers, or a combination of the two.

2. A player may eliminate or reduce the strength of some of the units involved in a recombination so as to increase the strength of other units involved in the same recombination. Units that have their strength increased, may only increase it up to the point of having a

Figure 13
Example of Recombination

Top of Stack



The German Player has the following units stacked together in a hex. None of these units have moved during the last German Movement Phase. It is now the German Replacement / Recombination Phase. The German player has a total of 12 Strength Points of the infantry type (as shown by units with the Full Strength symbol of a black 8 in a white circle) in the stack. He reduces the -1 strength 6-5 to its backside strength of 4-5 (by flipping the unit over and removing the -1 marker), using the additional point so gained, along with the RPL 5-4 and the 2-4 brigade to return an eliminated 8-5 division to the map to the hex the stack is in. In so doing, the RPL unit and the 2-4 brigade are removed from the map.

number of Strength Points equal to their counter front side printed strength, or their Full Strength Symbol (whichever is a lower number). The total number of Strength Points of recombined units must be equal to or less than the number of Strength Points found in step 1.

23-5 Units that have been eliminated may be returned to play by recombination. The previously eliminated units are brought back into play in the hex where recombination occurs.

23-6 Recombination may not take place in an enemy ZOC.

24. REPLACEMENT UNITS

24-1 Replacement Units are those that have the unit designation RPL. These units are NOT Ground Combat Units. They do not exert Zones of Control. They may not use their Strength Points to attack or counterattack. They may not be reduced in strength to satisfy the requirements of a Combat result. If such a unit is alone in a hex (or in a hex only with other Replacement Units), and that hex is attacked, all such Replacement Units are immediately lost.

24-2 Replacement Units count as divisions for stacking and Rail Movement purposes. They move using their Movement Allowance, as per the rules on Ground and Rail Movement.

24-3 Replacement units may be split into smaller replacement units or recombined with other replacement units at any time.

24-4 The sole purpose of replacement units is to provide strength points for recombination.

25. REINFORCEMENTS

25-1 Players receive reinforcements during a scenario according to the scenario's reinforcement schedules.

25-2 Reinforcements appear in the hex stated in the scenario reinforcement schedules during the friendly Reinforcement Arrival Phase of the stated turn. If no hex is listed, refer to the scenario rules for the arrival location.

25-3 Reinforcements may not arrive in a hex that is occupied by enemy units, is enemy controlled, or is no longer an Operative Rail Hex belonging to a friendly Rail Network. If the reinforcements can only arrive in a hex with one of the above conditions, they may be placed in the nearest friendly Operative Rail Hex that is not in an enemy Zone of Control.

25-4 Units that arrive as reinforcements are considered to have completed mobilization.

25-5 All reinforcements may use Column Movement on the turn they are placed on the map.

25-6 Headquarters that arrive as reinforcements without a stated Supply Point stockpile arrive with 0 Supply Points in their possession. Those with Supply Points have a marker placed on the appropriate Supply Track the instant they are placed on the map.

25-7 On certain turns, countries may receive Supply Points as Reinforcements. These Supply Points can be transferred immediately to single Headquarters on an Operative Rail Line; or they may be split among multiple Headquarters, each of which must be located on an Operative Rail Line. Supply Points may also arrive as a Supply

Point Marker in a hex containing an Operative Rail Line on a friendly map edge.

25-8 On some turns, players may be called upon to withdraw certain units. These units should be at the strength listed. If at reduced strength or eliminated, a number of strength points must be removed from replacement units or other units on the map to make up the difference.

26. DEMORALIZATION POINTS

26-1 Demoralization Points are accumulated by most belligerent countries when they suffer the negative effects of warfare. Demoralization Points (DM points) in this game are accumulated for loss of strength points, loss of units without strength points, loss of cities, and for other events that take place outside the scope of this game.

26-2 Demoralization Points in campaign games are accumulated by all countries except Belgium. In scenarios, players receive specific instructions as to which belligerents must keep track of Demoralization Point accumulation.

26-3 Demoralization Points are accumulated according to the following schedule:

1 DM point - Each Infantry (or Mountain or Marine or Assault) Strength Point lost in combat.

1 DM point - Each Fortress Strength Point lost due to combat or effects of siege. (Note that this does NOT include Fortress strength points voluntarily destroyed by the owning player).

2 DM points - Each Infantry Strength Point that surrenders, or is lost while surrounded.

2 DM points - Each Cavalry or Artillery Strength Point lost in Combat.

2 DM points - Each Engineer Unit lost.

4 DM points - Each Cavalry or Artillery Strength Point that surrenders, or is lost while surrounded.

10 DM points - Each Headquarter lost.

15 DM points - Each city (personnel or

non-personnel center) when first occupied by the enemy.

25 DM points - Each urban hexside when first occupied by the enemy.

26-4 Countries accumulate DM for the enemy occupation of their cities the first time an enemy unit occupies the particular city or both hexes containing a particular urban hexside. Such DM points are not subtracted should the city or hexside be regained by friendly forces.

26-5 Countries with high numbers of DM points may suffer the effects of 'Shaken National Morale' and 'Economic Collapse' before surrender (see campaign rules for details and specific effects).

26-6 If a country suffers from Shaken National Morale or Economic Collapse, it may not conduct unsupplied attacks.

26-7 If a country surrenders, all its units are immediately removed from play.

27. DIVISIONAL BREAKDOWN

27-1 A division may divide into component regiments or brigades at the beginning of any movement phase. To do so, the division is removed and regiment or brigade counters of the same type and same (or lower) combined strength are placed in the hex the division counter was removed from.

27-2 Divisional components may recombine at the end of any movement phase if they are in the same hex. The total strength of the divisional component becomes the strength of the division that replaces those components. The division is placed in the hex the components combine in. Note that it is not necessary for the components to have originally been from the same division.

27-3 When divisional component units are stacked together, the component units that would constitute a full division are considered to be one division. This means that the combined strength of the component units is reduced due to excessive supply line length, not a reduction for each component unit. For example, the German player has five 2-5 regiments in a hex. Four of these regiments would be considered a division, as their 8 combined strength

would be equal to a full German infantry division. The fifth regiment would be treated as a separate division for supply and stacking purposes.

28. CORPS

28-1 Originally, Corps in World War One were composed of two divisions. Corps structures became fluid as the war dragged on. There are two types of Corps markers found in certain titles in the Der Weltkrieg series of games, “Three Division” Corps and “Flexible” Corps.

28-2 Flexible Corps markers have no strength or movement factors, only a roman numeral corps designation. The components of such corps are held in off board displays. Such Corps may comprise any mix of units allowed by the stacking rules.

28-3 Three Division Corps are comprised of three divisions of the same type and nominal strength. The front of the Three Division Corps shows the three component divisions at combined full strength. The back side shows the three component divisions at their combined back side strength.

28-4 In addition to Three Division Corps for infantry type units, there are also Three Brigade Artillery Divisions. Such Artillery Divisions represent three full artillery units, and therefore an artillery division can be the only artillery unit in a hex due to stacking limitations.

28-5 Players may switch between Corps and smaller units at any time. No strength or movement points are lost or created in doing so. Corps markers exist solely for a player’s convenience.

29. ARTILLERY UNITS

29-1 Units with Unit Type Symbols of Artillery and Siege Artillery are considered to be Artillery Units.

29-2 During 1914 Siege Artillery Units may ONLY be used to attack hexes containing fortifications. They may not attack other hexes, nor may they ever participate in a counterattack.

29-3 Up to 3 Artillery units may be stacked in the same hex. These 3 Artillery units are in ADDITION to the 6

Divisions allowed in the hex by the stacking rules.

29-4 Artillery units may neither attack nor counterattack if their Supply Line is longer than 4 Movement Points.

29-5 Artillery units counterattack at double (not triple) their combat strength.

29-6 Artillery Units are considered to be supplied for attack or counterattack when a Headquarters expends the required number of Supply Points. The amount of Supply Points to be expended is dependent on the total of Artillery Strength Points involved in the combat and nationality. See the scenario specific instructions for information on how many Artillery Strength Points of a given nationality are supplied for a combat by the expenditure of a single Supply Point.

29-7 Artillery only attacks may be directed against all units in a hex OR only the defending fortress and artillery units in a hex. If directed at only fortresses and artillery, these units would be the only ones to take losses due to the attack. In all cases of when only Artillery units are involved in an attack, they may only be counterattacked by defending Artillery units. Artillery only attacks are not effected by river terrain (in attack or counterattack).

29-8 Artillery units counts as 2 divisions for Rail Capacity purposes. Siege

Artillery units count as 1 division for Rail Capacity purposes.

29-9 Artillery units do not pay the additional movement point to enter an enemy Zone of Control if a friendly infantry unit already occupies the hex being entered.

29-10 When only artillery units are attacking a fortress hex, 1 is added to the attack die roll for each hexside through which artillery units are attacking the hex.

29-11 When artillery units are attacking a fortress hex, if the number of infantry strength points in the fortress hex is less than 4 times the number of hexsides through which artillery units are attacking the hex, the strength of artillery units is DOUBLED for purposes of determining the results of the attack.

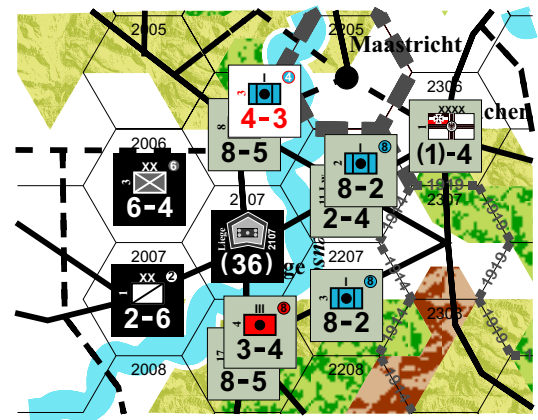
29-12 Artillery units may not make the 1 hex minimum move allowed by rule 6-10 across mountain terrain, unless a rail line also exists in the hexside.

29-13 Artillery units do not retreat. Should other units in a hex containing artillery units retreat, the artillery units are destroyed. Artillery units alone in a hex have a defensive strength of 0.

29-14 Artillery units are not included in calculations used to determine if retreat is mandated. Note impact this has on rule 14-4.

Figure 12 Example Use of Artillery

It is the German Combat Phase. The German Player decides to attack the Belgian fortress in hex 2107 with the Artillery Units in adjacent hexes. He has a 4 Strength Point Artillery unit in hex 2106, a 3 Strength Point Artillery unit in hex 2108, and two 8 Strength Point Artillery units (one in hex 2206 and another in hex 2207). For the total 23 Artillery Strength Points, the German player expends 8 Supply Points from the 1st Army Headquarter (One Supply Point for every 3 or fraction of 3 Artillery Strength Points). The attack would be resolved using the 46 column of the CRT due to rule 23-11 (the number of infantry units in the fortress hex is less than the number of hexsides through which artillery units are attacking it). Also, the attack is made with a +4 added to the die roll due to rule 23-10 (since artillery units are attacking the hex through 4 different hexsides). Since only Artillery units are attacking, and there are no Artillery units in the hex being attacked, there is no counterattack. NOTE - Had the German player attacked the fortress with a combination of Infantry and Artillery units, the Belgian player would not have to expend any supply points. The fortress would counterattack with a strength of 108 (36 times 3).



29-15 From 1915 on, Siege artillery units may be used as regular artillery. Siege artillery may only be used as regular artillery against units in trenches. When so used, Siege artillery units are considered to be regular artillery units possessing half of their regular strength (for both supply expenditure and combat purposes).

29-16 Artillery units cannot move from a hex containing either a trench or devastation marker that is in an enemy zone of control to another hex containing either a trench or devastation marker that is also in an enemy zone of control.

30. CAVALRY UNITS

30-1 Cavalry units with a full strength in the upper-right corner of 1 (or 2 for British and German units) are always considered to be supplied for both attack and counterattack purposes.

30-2 If a Cavalry unit is attacked entirely by non-Cavalry units, the defending Cavalry unit may opt to retreat before Combat. This applies even to Cavalry units stacked with non-Cavalry units.

30-3 If, as a result of this pre-combat retreat, the hex is vacated, no Supply Point expenditure is made by the attacker, yet he may advance would-be attacking units into the vacated hex. Units that advance into the vacated hex ARE considered to have engaged in combat, even though no Supply Points have been expended.

30-4 If cavalry units cannot trace a line of supply of no more than 8 movement points from a friendly active rail line, port, or Headquarters during the months of November to June [inclusive], their combat strength is reduced by 1 point for each extra movement point in the length of the traced supply line, and have their movement allowance reduced to 4 (5 for Germany and Great Britain). Cavalry units with a strength of "0" per this rule would be removed from the map during the monthly trench construction phase (the horses have died off).

31. CAVALRY UNIT STRENGTHENING

31-1 Starting in January of 1916, Cavalry units may be 'strengthened'.

This represents putting additional assets and firepower under the control of these units.

31-2 Starting in January of 1916, Infantry RPL units may be used to increase the strength of existing cavalry divisions. The process is the same as for Infantry Replacement, but the cavalry divisions may now be increased to a higher strength, as determined by the 'strengthened' counter.

31-3 The cavalry conversion process is limited by the counter mix. Only units that have a corresponding 'strengthened' counter may undergo this process.

31-4 Strengthened Cavalry divisions are considered to be infantry units, but rules in section 30 continue to apply. They may NOT recombine with cavalry divisions that have not been strengthened. They may be freely recombined only with other previously 'strengthened' Cavalry units of the same type and nationality and replacement units.

32. MOUNTAIN UNITS

32-1 Mountain units pay one less movement point to cross wooded rough and mountain terrain hexsides than called for by the terrain effects chart.

32-2 Mountain units get the -1 movement point benefit of a single track rail line if the cost of crossing the hexside is normally 3 or more.

32-3 Mountain units may make the 1 hexside per turn minimum move (allowed by rule 6-10) so long as they would not pay more than six movement points in moving from enemy ZOC to enemy ZOC. The six movement point cost in this case does NOT include the additional cost of entering or leaving an enemy ZOC.

33. ASSAULT UNITS

32-1 Assault units have an arrow in their unit type symbol. There are both Infantry Assault and Mountain Assault units.

33-2 Assault units do not expend the additional Movement Point for leaving a hex in which there is an enemy Zone of Control (Note: This means that only one additional movement point is spent by

Assault units moving from one hex in an enemy Zone of Control to another).

33-3 During the first game turn that full strength Assault units attack units of a given country, the units of that country must retreat under the following conditions:

1. If attacked by a full strength Assault unit; and
2. the units in the hex under attack are called on to lose at least 1/2 of their combat strength, even if they are in a trench, city, or port.

This applies to a stack of multinational units if the majority of strength points are from the country being attacked by Assault units for the first time.

33-4 Assault units engaged in combat must take losses first, before any other type. In doing so, the Assault unit loses strength reducing it to the level of a full strength (the strength in the circle in the upper-right corner of the piece) unit of its regular type. Once this point is reached, the Assault unit is considered to have reverted to a regular unit. At that point all units involved in an attack take losses normally. (Example: A German 12-5 Assault Infantry Division is involved with other non-assault infantry units in an attack. The counter-attack results in the attacker being required to take 8 strength points as losses. The 12-5 is reduced to an 8-5 infantry division. This meets the requirement for the first four strength points of the loss. The 8-5 and other full strength infantry units would then take the rest of the losses normally.)

33-5 German "AlpK" and "Jgr" designated units never revert to regular infantry once they are converted to assault units. These units are considered to only contain assault strength points once they are converted.

33-6 Assault units may not be rebuilt or combined to return to full assault unit strength.

33-7 Assault units may attack into adjacent vacant hexes, and advance into those hexes. No supply is expended for such "vacant hex" attacks.

33-8 The effectiveness of Forts is reduced by assault units. Units in the same hex as a fort are required to retreat if they are attacked by a full strength assault unit and they are called on to lose half or

more of their strength. Note that this rule applies only if there is not a viable trench marker in the hex, and neither the provisions of rule 22-16 or rule 33-3 apply.

33-9 The effects of rule 22-16 are negated if the number of attacking assault strength points is greater than the number of strength points defending the hex. Remember, not all strength points of an assault unit are assault strength points. Only those strength points in addition to the regular full strength (the strength in the circle in the upper-right corner of the piece) of a unit are assault strength points. (Example: A German 12-5 assault division has 4 assault strength points. This comes from subtracting the 8 regular infantry strength points from the 12 total. Also note that German "AlpK" and "Jgr" are pure assault strength point units.)

34. WINTER WEATHER

34-1 Winter starts with the 1st turn of December. Winter ends with the completion of the 7th turn of February.

34-2 Rule 19-9 is MODIFIED during winter weather turns. An attacking unit's strength is reduced by 1 for every movement point over 3 in the length of the Supply Line between the unit and the Headquarters expending the required supply points.

34-3 Rule 19-10 is MODIFIED during winter weather turns. A counterattacking unit's strength is reduced by 1 for every movement point over 6 in the length of the Supply Line between the unit and the Headquarters expending the required supply points.

34-4 Add +1 to the counterattack die roll during winter turns unless all attacking units are located in trenches.

34-5 On map 6-4, winter effects don't end until the completion of the 7th turn of April. In addition to this effect, units attacking into clear, broken, woods, or rough terrain on Map 6-4 have their attack strength reduced by one quarter (round fractions up) during winter weather turns.

35. THE DANUBE

35-1 The Danube is more than just a major river. It is an obstacle of colossal

proportions. As such it cannot be crossed if by doing so the moving unit is both crossing the Danube AND moving into an enemy Zone of Control exerted by a unit adjacent to the Danube.

35-2 Rule 35-1 can be ignored under the following conditions:

1. The hex being moved into is occupied by friendly ground combat units.
2. Such a move is the result of advance after combat.

35-3 Non-Artillery combat units may only attack across the Danube in conjunction with an engineer unit. Such attacks must include an engineer unit in each hex containing attacking units. Multiple attacks across the Danube from a single hex are not allowed. The engineer unit is eliminated if all other attacking units are eliminated as a result of the counterattack.

35-4 Artillery units may attack across the Danube as per the normal rules for attacks.

36. RIVER FLOTILLAS

36-1 The Danube is so big that many countries along its length had river flotillas to patrol it. River flotillas may only move along the length of the Danube river. In doing so, a River Flotilla counter is moved on the map through hexes that are adjacent to the Danube river.

36-2 River Flotillas are considered to have an unlimited movement allowance. They may move as far up and down the Danube as they want during a friendly movement phase.

36-3 In moving, River Flotillas must move from hex to adjacent hex. Each hex moved into must be adjacent to the Danube river.

36-4 River Flotillas may not enter hexes containing enemy ground combat units, enemy fortresses, or enemy River Flotillas.

36-5 River Flotillas do not count towards stacking limits when in the same hex as friendly units.

36-6 River Flotillas may participate in attacks with friendly ground units in the same hex that they occupy. Such an attack must be into a hex that also borders the Danube. When they participate in

such an attack, the total strength of all participating River Flotillas is divided by 3, fractions rounded down. No supply points are expended to supply attacking River Flotilla units.

36-7 River Flotillas are a major impediment to crossing the Danube. A River Flotilla may 'interdict' any crossing of the Danube that happens within 2 hexes of the hex occupied by the River Flotilla. This 2 hex 'interdiction' range may be to the hex being moved into, or the hex being moved from in the crossing of the Danube. Units crossing the Danube and interdicted by a River Flotilla are attacked by that Flotilla at 3 times the River Flotilla's counter strength. No supply points are expended by the River Flotilla to make this attack. The interdicted unit may not counterattack. Retreat is not allowed across hexsides that would trigger an interdiction attack. Supply lines may be traced through such hexsides only if friendly ground combat units exist in the hexes on each side.

36-8 Each 'interdicted' unit is attacked by the interdicting River Flotilla (or Flotillas if multiple are in range) separately. Engineer units interdicted by enemy River Flotillas are destroyed. Should a Headquarters unit be interdicted, and it takes a strength point loss, all of the Supply Points in the possession of that Headquarters are lost.

36-9 River Flotillas may engage in combat with enemy River Flotillas in an adjacent hex. Both attack and counterattack are made at double strength. The results of both attack and counterattack are determined before any losses are taken. No supply is expended for this combat. Losses are taken with the use of strength reduction markers and or flipping counters over to their reduced strength side. Note that only River Flotillas can damage other River Flotillas. Ground combat units cannot attack or counterattack River Flotillas.

37. GERMANY

37-1 German units require 1 Supply Point for every 8 or fraction of 8 Strength Points for attack and 4 or fraction of 4 for counterattack. German Artillery units require 1 Supply Point for every 3 or fraction of 3 Artillery Strength Points for attack or counterattack.

37-2 The German Rail Network has a capacity of 20 divisions. This capacity may be reduced in certain scenarios due to capacity tied up on other fronts.

37-3 German units may entrain in an enemy Zone of Control. Units that do this do not pay the movement cost of exiting an enemy Zone of Control.

37-4 German units may detrain in the Zones of Control of Russian units. In so doing they must pay the cost of both detraining AND entering an enemy Zone of Control.

37-5 German units may enter an enemy Zone of Control later in the same Movement Phase in which they used Rail Movement.

37-6 The German player may move two units (up to two divisions or equivalents) across a particular single track rail hexside belonging to the German Rail Network by Rail movement in a given Movement Phase.

37-7 Germany receives DOUBLE the normal DM points for cities or urban hexsides in Germany occupied by the enemy.

37-8 German units in a “pocket” containing a set of at least three friendly controlled hexes, each of which borders the other two, are exempt from rule 20-12.

37-9 German HQs may transfer supply points to Austro-Hungarian, Bulgarian, and Ottoman HQs and may expend supply points for units of these countries at their national supply rates.

38. GREAT BRITAIN

38-1 British units require 1 Supply Point for every 9 or fraction of 9 Strength Points for attack and 4 or fraction of 4 for counterattack in 1914. British units require 1 Supply Point for every 7 or fraction of 7 Strength Points for attack and 3 or fraction of 3 for counterattack after 1914. British Artillery units require 1 Supply Point for every 2 or fraction of 2 Artillery Strength Points for attack or counterattack.

38-2 British units may enter an enemy Zone of Control later in the same Movement Phase in which they used Rail Movement.

38-3 British units in a “pocket” containing a set of at least three friendly controlled hexes, each of which borders the other two, are exempt from rule 20-12.

38-4 British HQs may transfer supply points to Greek and United States HQs, and may expend supply points for Greek units at their national supply rate. They may also perform these functions for Italy after Italy suffers “Shaken National Morale”.

39. FRANCE

39-1 French units require 1 Supply Point for every 6 or fraction of 6 Strength Points for attack and 3 or fraction of 3 for counterattack. French Artillery units require 1 Supply Point for every 2 or fraction of 2 Artillery Strength Points for attack or counterattack.

39-2 The French Rail Network has a capacity of 15 divisions.

39-3 French HQs may transfer supply points to Belgian, Serbian, Greek, and United States HQs and may expend supply points for Belgian, Serbian, and Greek units at their national supply rates. They may perform these functions for Italy after it suffers “Shaken National Morale”.

40. AUSTRIA-HUNGARY

40-1 Austro-Hungarian units require 1 Supply Point for every 4 or fraction of 4 Strength Points for attack and 2 or fraction of 2 for counterattack. Austro-Hungarian Artillery units require 1 Supply Point for every 2 or fraction of 2 Artillery Strength Points for attack or counterattack.

40-2 The Austro-Hungarian Rail Network has a capacity of 10 divisions. This capacity may be reduced in certain scenarios due to capacity tied up on other fronts.

40-3 Austro-Hungarian units may not use column movement if at anytime during their movement, the moving unit ends movement closer to the enemy than it began.

40-4 Austro-Hungarian cavalry units with yellow values must retreat when attacked by cavalry forces three times

their size. This rule applies to all Austro-Hungarian cavalry units if more than half of the attacking cavalry force is Cossack. This rule applies only if there are no infantry units in the hex with the Austro-Hungarian cavalry units being attacked. (If the unit in question is being subjected to a column attack, the attacking forces would need to be six times the Austro-Hungarian cavalry strength to cause the retreat).

40-5 During 1914 and 1915, Austro-Hungarian units defending a hex are required to retreat if the result of an attack would require them to eliminate a number of strength points equal to at least one third (unadjusted for supply or terrain) in the hex. They are not required to retreat if they meet either of the exceptions stated in Rule 14-4, or if rules 22-8 or 22-16 apply.

40-6 Austro-Hungarian units stacked in the same hex as German units are only required to retreat under the conditions of Rule 14-4 (Strength Point losses called for are equal to at least half the total available).

40-7 Austro-Hungarian losses are NOT reduced due to retreat (for them Rule 14-3 does not apply).

40-8 Austro-Hungarian HQs may transfer supply points to Bulgarian and Ottoman HQs and may expend supply points for units of these countries.

40-9 Austro-Hungarian Siege Artillery units may be moved onto the Western Front (map 5-3) at any time. Other Austro-Hungarian units may only enter this map after Germany has suffered “Economic Collapse”. Should this occur, only a total of four Austro-Hungarian divisions are allowed onto the Western Front. Austro-Hungarian units on the Western Front count as German for supply purposes.

41. RUSSIA

41-1 Russian units require 1 Supply Point for every 4 or fraction of 4 Strength Points for attack and 2 or fraction of 2 for counterattack. Russian Artillery units require 1 Supply Point for every 2 or fraction of 2 Artillery Strength Points for attack or counterattack.

41-2 The Russian Rail Network has a capacity of 10 divisions. This capacity

may be reduced in certain scenarios due to capacity tied up on other fronts.

41-3 During 1914 and 1915, Russian units defending a hex are required to retreat if the result of an attack would require them to eliminate a number of strength points equal to at least one third (unadjusted for supply or terrain) in the hex. They are not required to retreat if they meet either of the exceptions stated in Rule 14-4, or if rules 22-7 or 22-16 apply.

41-4 Rule 41-3 permanently ceases its effects if at any time, the Central Powers control Warsaw and any four of the following cities: Kovno, Grodno, Bialystock, Brest-Litovsk Rowno, Kowel, Lemberg.

41-5 Russian Fortresses were often neglected and were not as 'capable' as those of other nations. This is reflected by the following rule: Russian fortresses are NOT tripled for counterattack purposes. Russian fortresses lose 6 strength points at the end of each turn in which they are surrounded. Any Russian fortress is immediately removed from play if its strength falls below 4.

41-6 All Russian Armenian (Ar), Kuban (Ku), Frontier Guard (FG), Cossack, Georgian (Geo), and Border (Bdr) Infantry units are considered to be Mountain units.

41-7 Russian HQs may transfer supply points to Romanian HQs and may expend supply points for Romanian units.

42. ITALY

42-1 Italian units require 1 Supply Point for every 4 or fraction of 4 Strength Points for attack and 2 or fraction of 2 for counterattack. Italian Artillery units require 1 Supply Point for every 2 or fraction of 2 Artillery Strength Points for attack or counterattack.

42-2 The Italian Rail Network has a capacity of 7 divisions.

42-3 Until the start of 1918, Italian units defending a hex are required to retreat if the result of an attack would require them to eliminate a number of strength points equal to at least one third (unadjusted for supply or terrain) in the hex. They are not required to retreat if they meet either of the exceptions stated in Rule 14-4 or if rules 22-7 or 22-16 apply.

42-4 Italian losses are NOT reduced due to retreat (for them Rule 14-3 does not apply).

43. SERBIA

43-1 Serbian and Montenegrin units require 1 Supply Point for every 4 or fraction of 4 Strength Points for attack. Serbian and Montenegrin units do not require the expenditure of supply points for counterattack. They counter attack as if they had been supplied by a Headquarter, even if they are surrounded.

43-2 Starting in 1916, Serbian units require 1 Supply Point for every 2 or fraction of 2 Strength Points for counterattack.

43-3 The Serbian Rail Network has a capacity of 1 division.

43-4 Serbian Headquarters may expend Supply Points for any Montenegrin Ground Combat Unit.

43-5 All Serbian Infantry units are considered to be Mountain units.

44. BELGIUM

44-1 Belgian units require 1 Supply Point for every 6 or fraction of 6 Strength Points for attack and 3 or fraction of 3 for counterattack.

44-2 The Belgian Rail Network has a capacity of 5 divisions.

45. BULGARIA

45-1 Bulgarian units require 1 Supply Point for every 4 or fraction of 4 Strength Points for attack and 2 or fraction of 2 for counterattack.

45-2 The Bulgarian Rail Network has a capacity of 2 divisions.

45-3 All Bulgarian Infantry units are considered to be Mountain units.

45-4 Bulgarian HQs may transfer supply points to Ottoman HQs and may expend supply points for Ottoman units.

45-5 The Central Powers player may replace German 5-4 RPL divisions in Bulgaria for Bulgarian RPL units. For each German 5-4, the Central Powers

player receives three strength points of Bulgarian RPL units in exchange. This process represent arms sent from Germany to Bulgaria.

46. OTTOMAN EMPIRE

46-1 Ottoman Empire (Turkish) units require 1 Supply Point for every 4 or fraction of 4 Strength Points for attack. Ottoman units do not require the expenditure of supply points for counterattack. They counter attack as if they had been supplied by a Headquarter, even if they are surrounded.

46-2 The Ottoman Rail Network has a capacity of 2 divisions.

46-3 All Ottoman Infantry units are considered to be Mountain units, except during winter weather turns.

47. ROMANIA

47-1 Romanian units require 1 Supply Point for every 4 or fraction of 4 Strength Points for attack and 2 or fraction of 2 for counterattack. Romanian Artillery units require 1 Supply Point for every 2 or fraction of 2 Artillery Strength Points for attack or counterattack.

47-2 The Romanian Rail Network has a capacity of 3 divisions.

47-3 Romanian units defending a hex are required to retreat if the result of an attack would require them to eliminate a number of strength points equal to at least one third (unadjusted for supply or terrain) in the hex. They are not required to retreat if they meet either of the exceptions stated in Rule 14-4.

47-4 The Entente player may replace Russian 3-3 RPL divisions in Romania for Romanian RPL units. For each Russian 3-3, the Entente player receives three strength points of Romanian RPL units in exchange. This process represent arms sent from the Entente to Romania.

48. GREECE

48-1 Greek units require 1 Supply Point for every 4 or fraction of 4 Strength Points for attack and 2 or fraction of 2 for counterattack.

48-2 The Greek Rail Network has a capacity of 2 divisions.

48-3 All Greek Infantry units are considered to be Mountain units.

49. UNITED STATES

49-1 United States units require 1 Supply Point for every 5 or fraction of 5 Strength Points for attack and 3 or fraction of 3 for counterattack. United States Artillery units require 1 Supply Point for every 2 or fraction of 2 Artillery Strength Points for attack or counterattack.

49-2 United States infantry and marine units (only) are double the size of other combatant's units of the same size designation. As a result, a United States infantry or marine brigade counts as a full division for stacking and rail movement purposes. A United States infantry division counts as two divisions for stacking and rail movement purposes.

50. UNIT COLOR APPENDIX

The background color of a unit designates that unit's nationality.

50-1 German units are grey.

50-2 British units are dark blue. British units with green unit type symbols are Irish, white unit type symbols are used for Canadian (red for Canadian cavalry), dark blue for Australian (with red unit values for New Zealand), and orange for South African. British units with tan unit values are Indian troops.

50-3 French units are light blue. French colonial infantry units have different colors as the background of their unit type symbol. Green is for Algerian and Moroccan, light brown for colonial, brown for Senegalese.

50-4 Austro-Hungarian units are white, and a Polish contingent of the Austro-Hungarian army is pink. Austro-Hungarian infantry have different colors as the background of their unit type symbols. This shows the nationality of the infantry. Red is for Austrian infantry, green for Hungarian, pink for Polish, brownish for Czech, and light blue for Croatian and Bosnian. Austro-Hungarian cavalry with yellow unit values are Polish and Czech, those with black unit values are Austrian and Hungarian.

50-5 Russian units are tan. Russian units with brownish unit type symbols are Cossacks. Russian units with blue unit type symbol are Opolchenie. Russian units with green unit type symbol are Armenian.

50-6 Italian units are light green.

50-7 Serbian units are yellowish tan, and Montenegrin units are red.

50-8 Belgian units are black.

50-9 Bulgarian units are brown.

50-10 Ottoman units are deep red. Ottoman units with red unit-type symbols are Jandarma (Gendarmerie). Ottoman cavalry units with brown unit-type symbols are Ihtiyat (Kurdish reserve cavalry).

50-11 Romanian units are greenish grey.

50-12 Greek units are medium blue. Greek National Defense units have a lighter shade of blue.

50-13 Portugese units are green.

50-14 Polish units are grey.

50-15 United States units are olive green.

Designers Notes:

The games of the series are operational level games that will cover all of WW I, WW II and Modern periods using the same systems.

The Series

There are about 50 titles belonging to the series. Multiple games in the series will use the same map. For example, the map provided in 'The Schlieffen Plan' will also be used for scenarios on West Front 1918, The German Invasion of France in 1940, and The Battle of the Bulge.

The entire map for the series is about 40 times the size of the map in 'The Schlieffen Plan'. It covers all of Europe, North Africa, and the middle East. I should be able to crank out a scenario game twice a year.

Map

The map for the series was made from 1940s era French army maps. The most striking thing about the map is that

terrain is per hexside, NOT per hex. This TRIPLES the amount of information on the map. This adds more realism to movement. It also adds a bit to combat, as players have to consider more in looking at which directions you are attacking a hex from.

Although it looks very different than other maps, you will get used to it quickly, and find that it greatly increases realism, both in movement and combat. I made the decision to go with hexside terrain due to a desire to make even the map as true to reality as possible.

Pieces

Units represented are divisions and brigades. Corps would have reduced the number of pieces substantially, but greatly limit the players in making operational decisions. The pieces are pretty standard, but do have a couple of nice features. The color inside the unit type box is the color used by the unit's country for that branch of the service. For this reason, the German infantry units have white as the color in their unit type boxes, while French infantry have a darker blue. The Headquarter units use

their national flags for unit type identification.

Complexity

First, the game will use what could be called 'layered complexity'. You will note on the map that 7 hexes make up a 'macrohex' while 7 'macrohexes' make up a 'megahex' this allows the scale of the game to be increased, and will be used in modern games (naval aspects of WW II games) as rules are brought in to reflect the abilities of more complex weapon systems.

The WW I games (such as 'The Schlieffen Plan') use an almost pure infantry system for land warfare. The WW II games will add the 'layer' of armor systems (and their interaction with infantry systems), as well as the air dimension.

Combat Resolution

The combat system of the game is designed so that every strength point you bring to bear influences the attack. I got tired of having 31 strength points attacking some 8 strength point unit, and having to use 3 to 1 odds. Any commander in real life would use (and want to use) everything available, and expect it to increase his chances of success. The combat resolution system is what I like to refer to as 'entirely strength point dependent'. Also, all combat results are in terms of strength points that units lose. Thus combat always results in losses (which I believe is reality). I've never thought that it was realistic to have units involved in numerous combats and, by the heavy use of DR and AR results end up still at full strength at the end of a campaign.

Background

I have been playing games since the early 1970s. I was a fan of the earliest of the 'monster' games. Many unit values were blatantly wrong, and the combat resolution systems in all of these games left a LOT to be desired.

Over the years I thought a lot about designing a game that would be as realistic and playable as possible, and one which would use the same basic systems to represent conflict across all of the first half of this century. The result is the 'Der Weltkrieg' series, of which 'The Schlieffen Plan' is the first part. The entire map is already done. The rules and scenarios are already done. The reason it's not being released all at once is simple economics. I don't have the kind of

TERRAIN EFFECTS CHART

Terrain Type	Movement Point Cost to Cross Hexside or Enter Hex	Combat Effects on Attacks	Combat Effects on Counterattacks
Ocean	Prohibited	Prohibited	Prohibited
Clear	1 MP	None	None
Broken	1 MP	-1 Die Roll	None
Hilly	1 MP	-2 Die Roll	+1 Die Roll
Desert	See Osmanli Harbi 3-1 to 3-4	See Osmanli Harbi 3-1 to 3-4	See Osmanli Harbi 3-1 to 3-4
Woods	2 MP	-2 Die Roll	+1 Die Roll
Flood Plain	See Osmanli Harbi 12-7, 12-8	See Osmanli Harbi 12-7, 12-8	See Osmanli Harbi 12-7, 12-8
Swamp	3 MP	-2 Die Roll	+1 Die Roll
Rough	3 MP	-3 Die Roll	+1 Die Roll
Wooded Rough	4 MP	-4 Die Roll	+2 Die Roll
Mountain	6 MP	Halve Attacker Strength	+3 Die Roll
Alpine	Prohibited	Halve Attacker Strength	+3 Die Roll
Suburban	Treat as Clear	None	None
Urban	1 MP	Halve Attacker Strength	+3 Die Roll
Lake	Prohibited	Prohibited	Prohibited
Major River / Suez Canal / Bosphorus	+3 MP Cannot be crossed by moving from a hex in an enemy ZOC to another hex in an enemy ZOC	Halve Attacker Strength if all Attacking Units attacking across Major River hexsides	+3 Die Roll if all Attacking Units attacking across Major River hexsides
River	+1 MP	-2 Die Roll if all Attacking Units attacking across River hexsides	+1 Die Roll if all Attacking Units attacking across River hexsides
City (Both Types)	No Additional Cost	None	None
Industrial and Resource Centers	No Additional Cost	None	None
Port	No Additional Cost	None	None
Rail Line	-1 MP (if cost of hexside 3 MP or more before adjustment)	None	None
Single Track Rail Line	-1 MP (if cost of hexside 4 MP or more before adjustment)	None	None
Megahex Line	Not Used in Scenarios	None	None
Macrohex Line	Not Used in Scenarios	None	None
Megahex Center	Not Used in Scenarios	None	None
Macrohex Center	Not Used in Scenarios	None	None
Trench Marker	+2 MP for entering hex	-2 Die Roll	None
Devastation Marker	+2 MP for entering hex	None	None
Hindenburg Line Marker	+2 MP for entering hex	-3 Die Roll	None

Visit our website for updates and information at:

www.spwgame.com